



Government of Bihar Initiatives:
To reduce post harvest loss

WELCOME

Anil Kumar Jha, Dy Director
Dept. of Agriculture,
Government of Bihar

I ILLINOIS

College of Agricultural, Consumer
& Environmental Sciences



INTERNATIONAL
FOOD POLICY
RESEARCH
INSTITUTE

ADMI

ADM Institute for
the Prevention of
Postharvest Loss

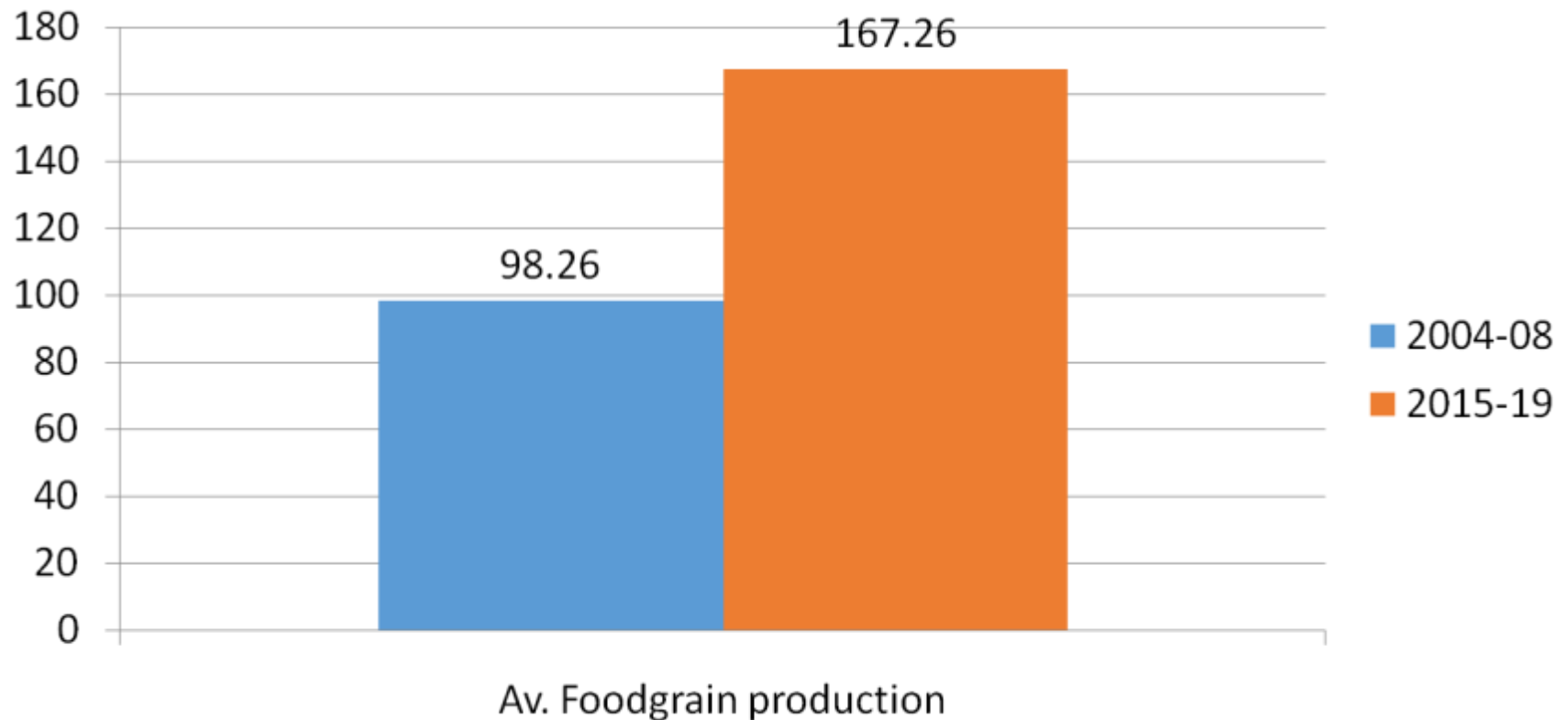
Agriculture Road Map : Initiatives for Grain Storage

Agriculture Road Map is major Vision, Strategy and Plan document for agriculture development in Bihar since 2008

ARM	Period	Thrust
ARM I	2008-12	Production
ARM II	2012-17	Infrastructure
ARM III	2017-22	Infrastructure & Sustainability

ARM -Impact

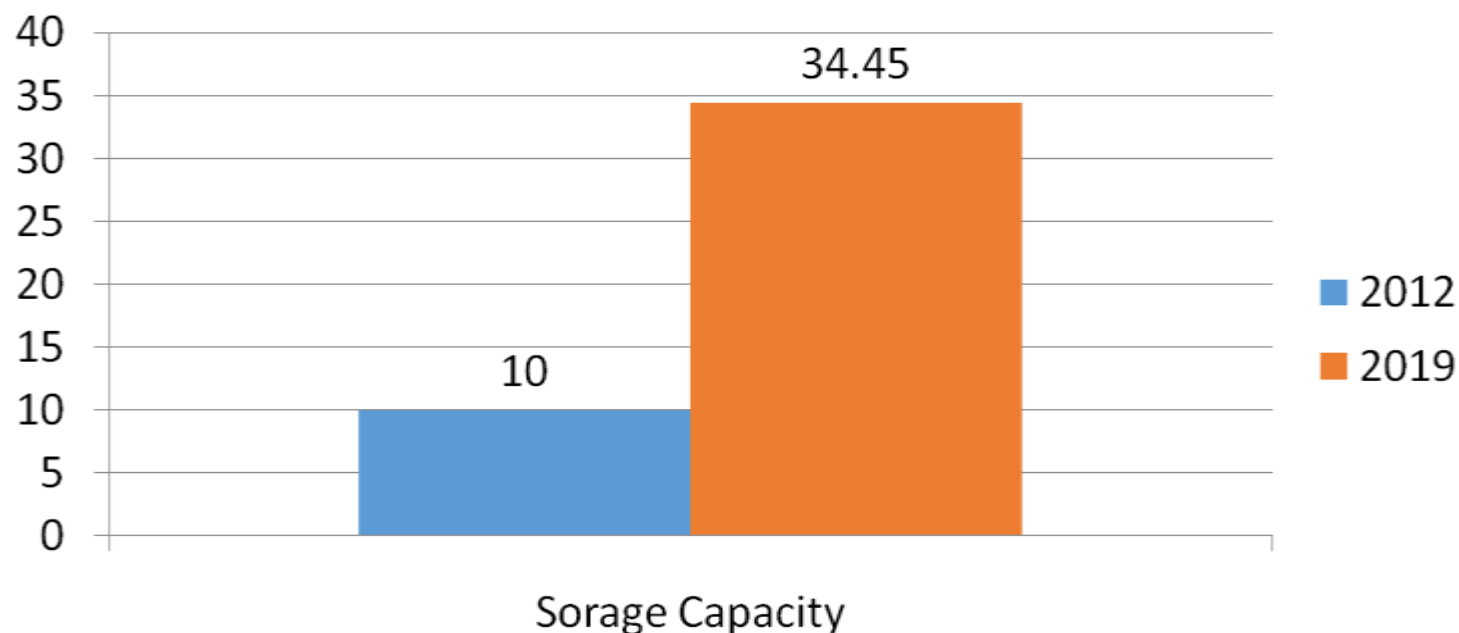
Av. Food grain Production in Lakh Mt



Initiatives for grain storage in ARM

Storage capacity creation at institutional level

CWC,SWC,SFC,PACS,FCI



Initiatives for grain storage in ARM 2012-19

Grain storage at farmers level

- Godown of 200 Mt-Govt provides 50% subsidy @ 5 lakh/unit
- Metallic Bin of 0.5 Mt capacity @ 40% subsidy @ Rs 1150/unit

	No.	Capacity (MT)
Metallic Bin	289387	144693
Godown	1144	228000

Initiatives for grain storage in ARM

Grain storage at farmers level

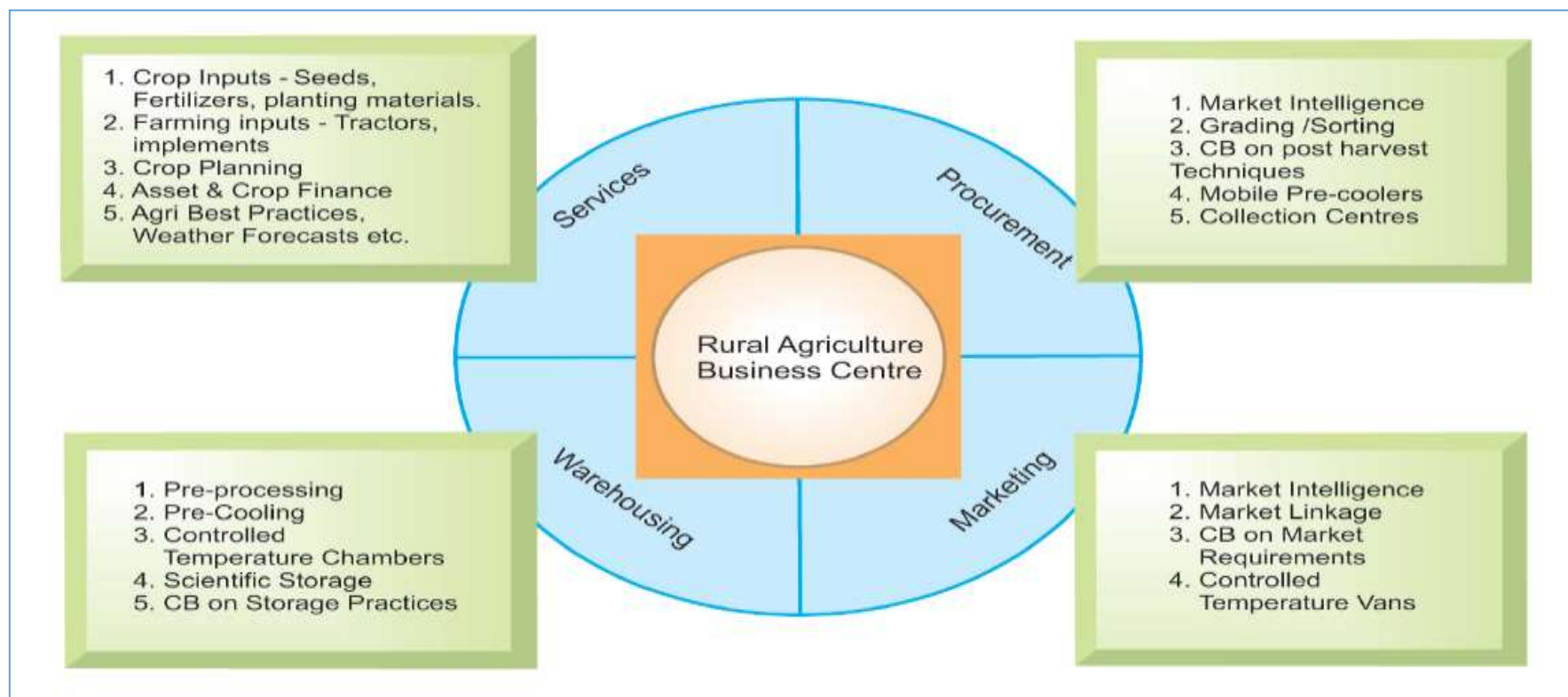
Hermetic save grain bags @ 50% subsidy @ Rs 50/unit

	No.(2019-20)	Capacity(MT)
Save grain bag	172579	8628

Initiatives for perishables in ARM

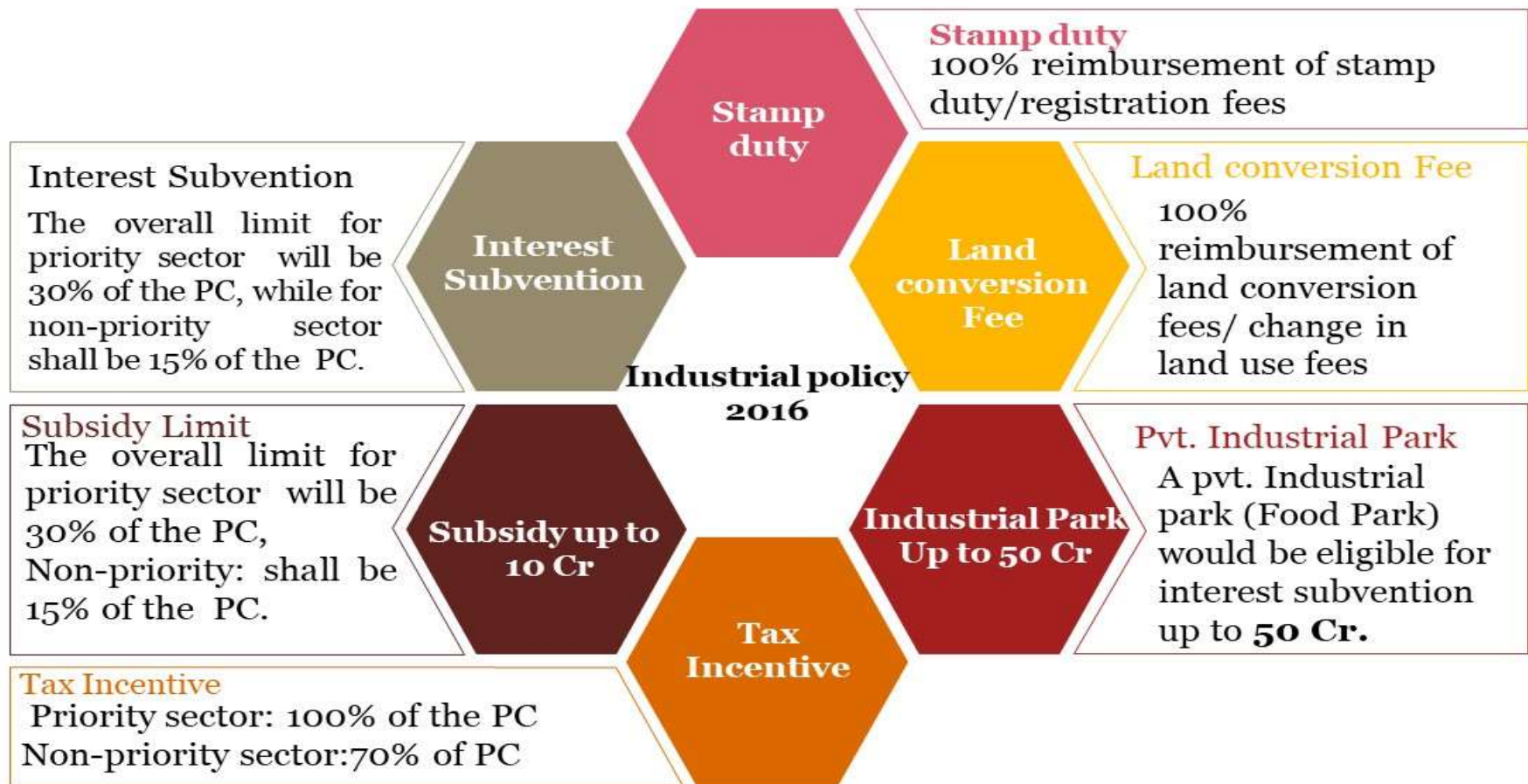
- **Udyanik Phasal yojna:** 14 horticultural crops identified for 23 districts for cluster development
- Farmer groups are formed
- 90% subsidy for pack house (Collection, Washing, Grading, Sorting, Packaging, Processing, Value Addition and solar cold storage (5 Mt capacity)
- 50% Subsidy maximum 6.5 lakh per unit on Solar cold storage (5 Mt capacity) under CMHM for individual farmers

Rural Agri- business centre scheme –(innovative scheme launched and implemented in Bihar till 2016)



53 RABCs were set up.

Incentive design for Agri & Allied-focused to reduce post – harvest losses



Impact of BIIP Policy under ARM

Units	No. (2012-17)
Rice Mill	174
Flour Mill	44
Maize Processing	43
Makhana Processing	4
Honey Processing	3
Fruit & Vegetable Processing	16
Other Food Processing units	28








Thank you





Grain storage capacity in Bihar

	Capacity(lakh MT)
SFC	12.65
PACS/Vyapar mandal	11.69 (1.62)
Biscauman	2.45
SWC	2.60
FCI	3.50
CWC	1.56
<u>Total</u>	34.45

S.No	Crop	District	Image
1	Mango	Patna, Darbhanga, Saharsa	
2	Tomato	Rohtas	
3	Green Chilli	Samastipur	
4	Garlic	East Champaran	
5	Turmeric	West Champaran	
6	Green Pea	Bhojpur	

S.No	Crop	District	Image
7	Pineapple	Kishanganj	
8	Litchi	Muzaffarpur, Shivhar, Samastipur	
9	Banana	Katihar, Khagaria	
10	Onion	Sheikhpura, Buxar	
11	Potatao	Nalanda	

S.No	Crop	District	Image
12	Guava	Kaimur	
13	Honey	Vaishali	
14	Papaya	Gaya	